



# PACKAGING SPECIFICATION

## PACKAGING SPECIFICATION FOR DIN VALVE SERIES

### B04

1.0 SCOPE .....	2
2.0 PURPOSE .....	2
3.0 GENERAL PACKAGING INFORMATION .....	2
4.0 PACKAGING OF DIN VALVE OPTIONS .....	3
4.1 BULK PACKAGED, MOUNTED .....	3
5.0 CARTON DIMENSIONS .....	4
6.0 LABELLING .....	5
7.0 SHIPPING PALLETS.....	6

REVISION: <b>D</b>	ECR/ECN INFORMATION: EC No: <b>IPG2015-1229</b> DATE: <b>08-JAN-2015</b>	TITLE: <b>PACKAGING SPECIFICATION FOR DIN VALVE SERIES B04</b>	SHEET No. <b>1 of 7</b>
DOCUMENT NUMBER: <b>PK-121012-B04</b>	CREATED / REVISED BY: <b>DSHEA</b>	CHECKED BY: <b>DMAHER</b>	APPROVED BY: <b>SGRIFFIN</b>
<small>TEMPLATE FILENAME: PACKAGING_SPEC[SIZE_A4](V.1).DOC</small>			



# PACKAGING SPECIFICATION

## 1.0 SCOPE

This specification specifies the general requirements to describe the packaging procedure for the DIN Valve series B04.

## 2.0 PURPOSE

The purpose of this specification is to ensure that all DIN Valve options shipped from Molex are delivered damage free and in a manner which allows ease of handling, storage and distribution.

## 3.0 GENERAL PACKAGING INFORMATION

The recommended carton closure is tape.

The carton weight should not exceed 15kg.

Excess volume in the carton should be filled with suitable carton filler material.

The pallet weight should not exceed 450kg.

The pallet height should not exceed 1.1m.

REVISION: <b>D</b>	ECR/ECN INFORMATION: EC No: <b>IPG2015-1229</b> DATE: <b>08-JAN-2015</b>	TITLE: <b>PACKAGING SPECIFICATION FOR DIN VALVE SERIES B04</b>	SHEET No. <b>2 of 7</b>
DOCUMENT NUMBER: <b>PK-121012-B04</b>	CREATED / REVISED BY: <b>DSHEA</b>	CHECKED BY: <b>DMAHER</b>	APPROVED BY: <b>SGRIFFIN</b>



# PACKAGING SPECIFICATION

## 4.0 PACKAGING OF DIN VALVE OPTIONS

### 4.1 BULK PACKAGED

The bulk pack kit consists of 200 bases placed in a carton for shipping; reference Table 1 below for carton part numbers.

Where applicable (refer to the Bill of Material), bags of screws and bags of gaskets are included.

Components must not be mixed in bags.



Figure 1 - Example of mounted connector

Table 1 - Mounted, Bulk Packed Final Part Number Kits

PART No.	MPM PART No.	SPQ	BOX P/N	Notes
B043000W3	1210120004	200	1211160003	100 in a bag 2 bags in a box
B043000N2	1210120003	200	1211160003	100 in a bag 2 bags in a box
B042000W2	1210120002	200	1211160003	100 in a bag 2 bags in a box
B042000N2	1210120001	200	1211160003	100 in a bag 2 bags in a box
B043000W2SA	1210120188	200	1211160003	100 in a bag 2 bags in a box

REVISION: <b>D</b>	ECR/ECN INFORMATION: EC No: <b>IPG2015-1229</b> DATE: <b>08-JAN-2015</b>	TITLE: <b>PACKAGING SPECIFICATION FOR DIN VALVE SERIES B04</b>	SHEET No. <b>3 of 7</b>
DOCUMENT NUMBER: <b>PK-121012-B04</b>	CREATED / REVISED BY: <b>DSHEA</b>	CHECKED BY: <b>DMAHER</b>	APPROVED BY: <b>SGRIFFIN</b>



# PACKAGING SPECIFICATION

## 5.0 CARTON DIMENSIONS

All dimensions are internal dimensions of the box and are in millimeters

Table 2 – Carton Box Inner Dimensions

Carton Part No.	L	W	H
1211160003	280	140	140

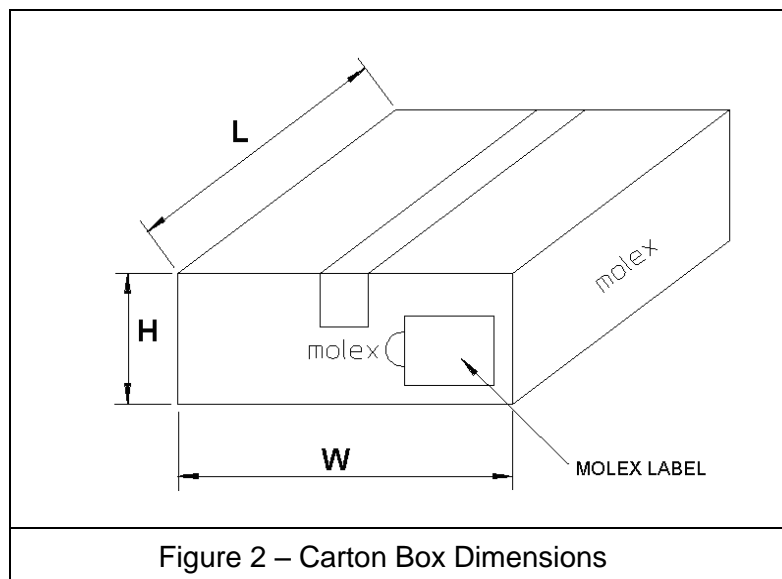


Figure 2 – Carton Box Dimensions

REVISION: <b>D</b>	ECR/ECN INFORMATION: EC No: <b>IPG2015-1229</b> DATE: <b>08-JAN-2015</b>	TITLE: <b>PACKAGING SPECIFICATION FOR DIN VALVE SERIES B04</b>	SHEET No. <b>4 of 7</b>
DOCUMENT NUMBER: <b>PK-121012-B04</b>	CREATED / REVISED BY: <b>DSHEA</b>	CHECKED BY: <b>DMAHER</b>	APPROVED BY: <b>SGRIFFIN</b>



# PACKAGING SPECIFICATION

## 6.0 LABELLING

The labels used are standard Molex Ireland labels and measure 124.0 x 70.0 mm.

See Figure 3 below for a label sample.






(P) PART NUMBER XXXXXXXXXXXX 			
DESCRIPTION			
(Q) QUANTITY XXX 			
(12D) INV CTRL DATE XXXX/XX/XX			
(4L) COUNTRY OF ORIGIN Ireland		 <a href="http://www.molex.com">www.molex.com</a>	
(S) TRACKING NO XXXXXXXXXXXX 			
REACH SVHC information - see <a href="http://www.molex.com">www.molex.com</a>			
Packing Standards 0/0			VS
Eng.Nr. XXXXXXXXXXXX			XIX
Molex P/N XXXXXXXXXXXX			
MOLEX IRELAND LTD., SHANNON INDUSTRIAL ESTATE, SHANNON, CO.CLARE, IRELAND			

Figure 3 – Molex Label Example

REVISION: <b>D</b>	ECR/ECN INFORMATION: EC No: <b>IPG2015-1229</b> DATE: <b>08-JAN-2015</b>	TITLE: <b>PACKAGING SPECIFICATION FOR DIN VALVE SERIES B04</b>	SHEET No. <b>5 of 7</b>
DOCUMENT NUMBER: <b>PK-121012-B04</b>	CREATED / REVISED BY: <b>DSHEA</b>	CHECKED BY: <b>DMAHER</b>	APPROVED BY: <b>SGRIFFIN</b>



# PACKAGING SPECIFICATION

## 7.0 SHIPPING PALLETS

For shipping style X, boxes may be shipped individually or a number may be put into a larger box for shipping.

For shipping style Y, boxes are stacked in a small shipping pallet box.

For shipping style Z, boxes are stacked in a large shipping pallet box (Fig. 5).

For the small and large pallet boxes, if the pallet box is not full then it may be cut down in size.

Boxes shall be stacked vertically (columnar) i.e. not interlocked see Fig. 4.

Shipping Style information is contained in Table 3

Box No.	No. of Boxes		
	less than	between	between
1211160003	20	20 < 50	50 < 120
<b>Shipping Style</b>	<b>X</b>	<b>Y</b>	<b>Z</b>

Table 3: Shipping Style

**Note: Pallets should not be stacked on top of one another.**

Only heat treated EUR- Pallets to be used.

<b>REVISION:</b> <b>D</b>	<b>ECR/ECN INFORMATION:</b> EC No: <b>IPG2015-1229</b> DATE: <b>08-JAN-2015</b>	<b>TITLE:</b> <b>PACKAGING SPECIFICATION FOR DIN VALVE SERIES B04</b>	<b>SHEET No.</b> <b>6 of 7</b>
<b>DOCUMENT NUMBER:</b> <b>PK-121012-B04</b>		<b>CREATED / REVISED BY:</b> <b>DSHEA</b>	<b>CHECKED BY:</b> <b>DMAHER</b>
		<b>APPROVED BY:</b> <b>SGRIFFIN</b>	



# PACKAGING SPECIFICATION

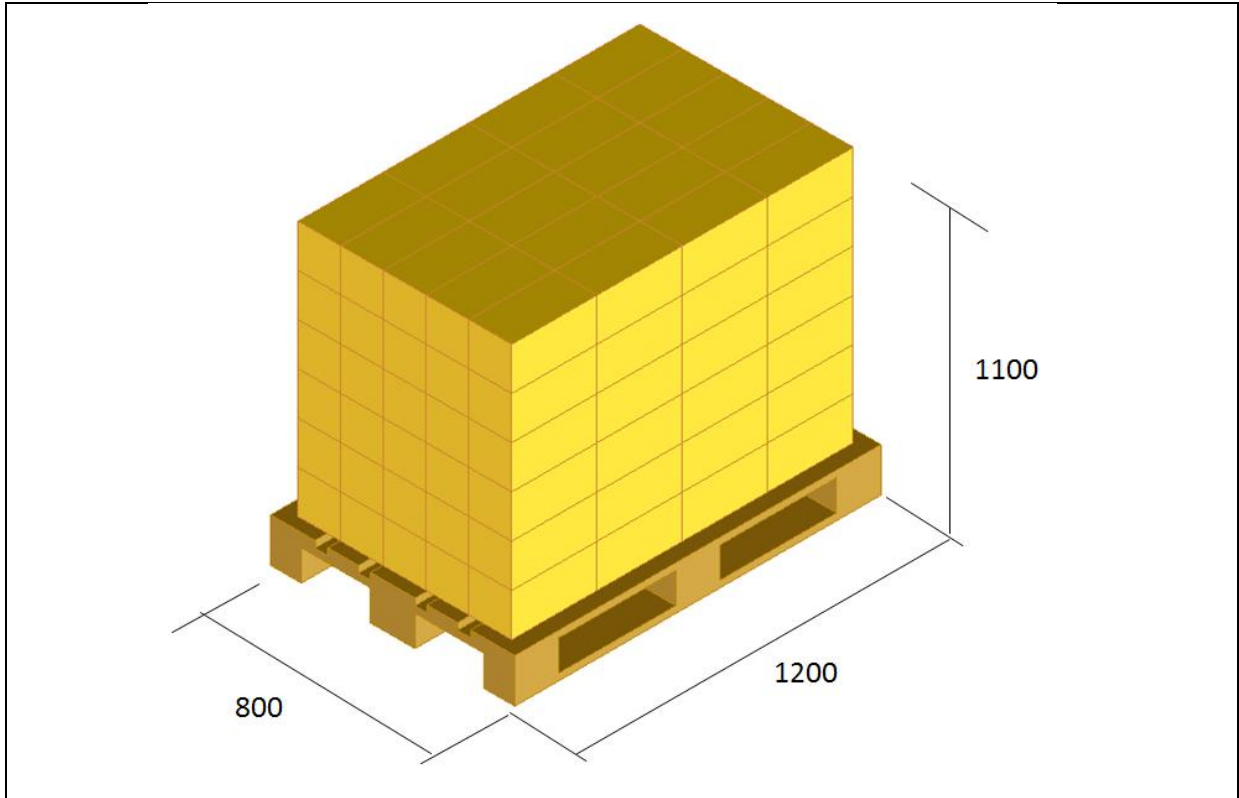


Figure 4 – Pallet Stacking Layout



Figure 5 – Boxes contained in a Pallet box

REVISION: <b>D</b>	ECR/ECN INFORMATION: EC No: <b>IPG2015-1229</b> DATE: <b>08-JAN-2015</b>	TITLE: <b>PACKAGING SPECIFICATION FOR          DIN VALVE SERIES B04</b>	SHEET No. <b>7 of 7</b>
DOCUMENT NUMBER: <b>PK-121012-B04</b>	CREATED / REVISED BY: <b>DSHEA</b>	CHECKED BY: <b>DMAHER</b>	APPROVED BY: <b>SGRIFFIN</b>