

**CABLE SERIES 155210-9xxx (Unshielded)
Distribution Box - UL AWM recognized - PVC jacket
cUL US Style 2464 (80°C / 300V)**

1. CONSTRUCTION DATA

1.1 CONDUCTOR:

Bare copper strand; according to EN 13602 - ETP1; stranding according to DIN VDE 0295, EN60228 Class 6
Stranded lay compliant with UL 758.

1.2 WIRE STRUCTURE:

Nominal Section (mm ²)	AWG	Stranding (nbr of wires x wire diameter in mm)	Diameter of stranded core (mm)	Max Resistance Ref. std. IEC 60344 (Ω/km)
0.34	22	42x0.10	0.80	65.3
0.75	19	42x0.15	1.20	27.7

1.3 INSULATION:

Thermoplastic Elastomer compound; Max Insulation resistance >600 MΩxkm (IEC60189-1&IEC60885-1 or EN50289-1-4); nominal hardness 50 Shore D; according to UL758

1.4 INSULATION DIAMETER

Nominal Section (mm ²)	Nominal Ø (mm)	Nominal thickness (mm)
0.34	1.3	0.25
0.75	1.8	0.30

1.5 ASSEMBLY:

Cores stranded together in one or two layers (depending on the number of cores), where if necessary one or more fillers can be used for a better roundness.

1.6 JACKET:

PVC compound, nominal hardness 88 Shore A; Silicone, Pb,Cd,Hg & FCKW free; according to UL758.
For overall diameter, jacket and cores colors refer to Annex #1

REVISION HISTORY Rev.A 04/11/2015 RELEASED	ECR/ECN INFORMATION:	TITLE: DISTRIBUTION BOX – PVC jacket	Page 1 of 3
Document Number: 1552109001 PS P1E A	Created/Revised by: M. Arrigoni	Checked by: A. Defendi	Approved by: C. Lerosé
THIS DOCUMENT CONTAINS INFORMATION THAT IS PROPRIETARY TO MOLEX ELECTRONIC TECHNOLOGIES, LLC AND SHOULD NOT BE USED WITHOUT WRITTEN PERMISSION Template: TDS REV.0 22/07/2015			

2. TECHNICAL DATA

2.1 ELECTRICAL:

Voltage rating	300 Vrms
Voltage test on core (thick. <0.4mm)	2000 Vrms x 1 min. (IEC60885-1)
Voltage test on core (thick. ≥0.4mm)	2500 Vrms x 1 min. (IEC60885-1)

2.2 TEMPERATURE:

Temperature range (fixed)	-5 °C to +80°C
Temperature range (flex)	+5 °C to +80°C (free motion without periodic recurrence and forced guidance)

2.3 CHEMICAL:

Oil resistance	ISO 6722 (20h@50°C)
Free of FCKW, Silicone and Pb	yes
Halogen free	no

2.4 PHYSICAL:

UV resistant	yes (UL1581/2556– 300h)
Max installation pulling force	50N
Bending radius (fixed)	>10xOD
Bending radius (flex)	>15xOD
Drag chain use	---
Torsion	---

2.5 FLAME:

UL Vertical Flame Test	pass
UL VW-1, CSA FT-1	pass
IEC 60332-1	pass
IEC 60332-2	pass

3. COMPLIANCE

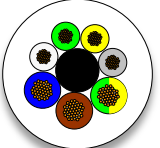
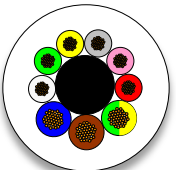
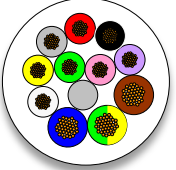
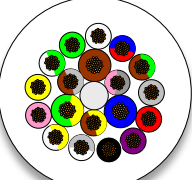
Accordance to:	<ul style="list-style-type: none"> ▪ 2006/95/CE; 2004/108/CE; 2011/65/CE (RoHS) ▪ UL/CSA (UL AWM Style 2464, use: internal wiring or external interconnection of electronic equipment) ▪ NFPA79-2012 circumstances mentioned in Chapter 12
----------------	---

4. PRINTING & PACKAGE

Printing text	Ink-jet type; conform to UL758
Package	available in different packaging sizes (<i>refer to Annex #1</i>)

REVISION HISTORY Rev.A 04/11/2015 RELEASED	ECR/ECN INFORMATION:	TITLE: DISTRIBUTION BOX – PVC jacket	Page 2 of 3
Document Number: 1552109001 PS P1E A	Created/Revised by: M. Arrigoni	Checked by: A. Defendi	Approved by: C. Lerosé
THIS DOCUMENT CONTAINS INFORMATION THAT IS PROPRIETARY TO MOLEX ELECTRONIC TECHNOLOGIES, LLC AND SHOULD NOT BE USED WITHOUT WRITTEN PERMISSION Template: TDS REV.0 22/07/2015			

ANNEX 1

mm ²	AWG	Number of cond.	Outer Ø (mm)	Jacket color	Packaging size	Packaging composition	Standard order number	Sketch*
3x0,75 + 4x0,34	3xAWG19 + 4xAWG22	7 (3+4)	7,8	Black	S	3x100m	1552109001	 White-Green-Yellow-Grey Yellow/Green-Brown-Blue
				Black	M	1x500m	1552109002	
				Black	L	1x1000m	1552109003	
				Grey	S	3x100m	1552109004	
				Grey	M	1x500m	1552109005	
				Grey	L	1x1000m	1552109006	
3x0.75 + 6x0.34	3xAWG19 + 6xAWG22	9 (3+6)	8,5	Black	S	1x200m	1552109007	 White-Green-Yellow-Grey-Pink-Red Yellow/Green-Brown-Blue
				Black	M	1x500m	1552109008	
				Black	L	1x1000m	1552109009	
				Grey	S	1x200m	1552109010	
				Grey	M	1x500m	1552109011	
				Grey	L	1x1000m	1552109012	
3x0.75 + 8x0.34	3xAWG19 + 8xAWG22	11 (3+8)	8,5	Black	S	1x200m	1552109013	 White-Yellow-Grey-Red-Black-Violet-Brown Yellow/Green-Blue-Green-Pink
				Black	M	1x500m	1552109014	
				Black	L	1x1000m	1552109015	
				Grey	S	1x200m	1552109016	
				Grey	M	1x500m	1552109017	
				Grey	L	1x1000m	1552109018	
3x0.75 + 16x0.34	3xAWG19 + 16xAWG22	19 (3+16)	10,2	Black	S	1x100m	1552109019	 Black-Grey/White-Yellow/White-Pink-Yellow- Green/White Green-White-Blue/Red-Brown/Green- Grey-Red-Violet-Blue Yellow/Brown-Yellow/Green-Grey/Brown-Brown-Grey/Pink
				Black	M	1x500m	1552109020	
				Black	L	1x1000m	1552109021	
				Grey	S	1x100m	1552109022	
				Grey	M	1x500m	1552109023	
				Grey	L	1x1000m	1552109024	

*Colour Sequence

for packaging size L: colors clockwise exit drum (as in sketch)

for packaging size S and M; colors counterclockwise

REVISION HISTORY Rev.A 04/11/2015 RELEASED	ECR/ECN INFORMATION:	TITLE: DISTRIBUTION BOX – PVC jacket	Page 3 of 3
Document Number: 1552109001 PS P1E A	Created/Revised by: M. Arrigoni	Checked by: A. Defendi	Approved by: C. Lerosé